



US00D850117S

(12) **United States Design Patent**
Suh

(10) **Patent No.:** **US D850,117 S**
(45) **Date of Patent:** **** Jun. 4, 2019**

- (54) **DOUBLE-SIDED HAIR BRUSH**
- (71) Applicant: **Annie International, Inc.**, North Wales, PA (US)
- (72) Inventor: **John J. Suh**, Lansdale, PA (US)
- (73) Assignee: **Annie International, Inc.**, North Wales, PA (US)
- (**) Term: **15 Years**
- (21) Appl. No.: **29/668,336**
- (22) Filed: **Oct. 30, 2018**

(56) **References Cited**

U.S. PATENT DOCUMENTS

106,680	A *	8/1870	Fiery	132/120
469,633	A *	2/1892	Goodman	A46B 5/02
				15/143.1
D34,789	S *	7/1901	Boyden	D4/119
758,764	A *	5/1904	MacLeod	A46B 5/02
				15/143.1
930,678	A *	8/1909	Moore	A45D 24/02
				132/126
D46,650	S *	11/1914	Lavenson	D4/106
D118,422	S *	1/1940	Weber	D4/133
D121,092	S *	6/1940	Gustafson	15/160
D130,254	S *	11/1941	Racicot	D4/120
D171,735	S *	3/1954	Schotland	D4/133
D179,650	S *	2/1957	Mayer	D4/133
D227,948	S *	7/1973	Abbott	D4/117
5,301,695	A *	4/1994	Wong	A45D 19/02
				132/108

(Continued)

Primary Examiner — Karen E Eldridge Powers
(74) *Attorney, Agent, or Firm* — Michael G. Crilly, Esquire

Related U.S. Application Data

- (60) Division of application No. 29/622,588, filed on Oct. 18, 2017, now Pat. No. Des. 838,994, which is a division of application No. 29/585,210, filed on Nov. 22, 2016, now Pat. No. Des. 803,573, which is a continuation-in-part of application No. 29/581,439, filed on Oct. 19, 2016, now Pat. No. Des. 820,600.

- (51) **LOC (11) Cl.** **04-02**
- (52) **U.S. Cl.**
USPC **D4/119**

- (58) **Field of Classification Search**
USPC D4/114, 115, 116, 117, 121, 122, 123, D4/127, 128, 129, 130, 131, 132, 133, D4/135, 136, 137, 138, 199; D24/211, D24/214, 215; D30/158, 159; D32/61
CPC A46B 5/02; A46B 9/023; A46B 2200/104; A46B 9/028; A46B 3/005; A46B 9/025; A46B 9/026; A46B 9/08; A46B 9/06; A46D 1/0253; A46D 1/0284; A46D 1/0238; A46D 1/0292; A46D 1/0207; A46D 1/0246; A46D 1/00; A46D 1/02; A45D 44/18

See application file for complete search history.

(57) **CLAIM**

The ornamental design for a double-sided hair brush, as shown and described.

DESCRIPTION

FIG. 1 is perspective view of a double-sided hair brush showing the new design;
 FIG. 2 is a front end elevational view of the double-sided hair brush of FIG. 1;
 FIG. 3 is a back end elevational view of the double-sided hair brush of FIG. 1;
 FIG. 4 is a top plan view of the double-sided hair brush of FIG. 1;
 FIG. 5 is a bottom plan view of the double-sided hair brush of FIG. 1; and,

(Continued)

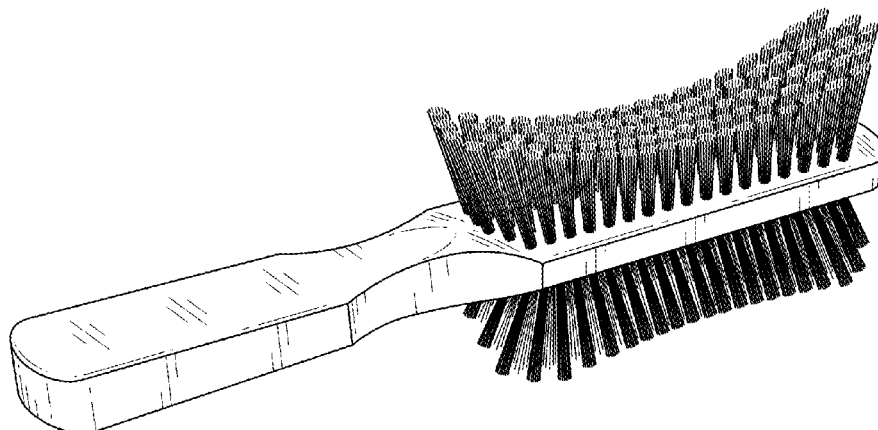


FIG. 6 is a right side elevational view of the double-sided hair brush of FIG. 1, the left side elevation view is a mirror view of the right side elevation view.

1 Claim, 2 Drawing Sheets

(56)

References Cited

U.S. PATENT DOCUMENTS

5,678,899 A * 10/1997 Lewis, Jr. A46D 3/045
300/21
D426,958 S * 6/2000 Moskovich D4/104
6,739,016 B2 * 5/2004 Bigio A46B 9/023
132/120
D728,944 S * 5/2015 Noel D4/117
D766,588 S * 9/2016 Rennette D4/133
D803,573 S * 11/2017 Suh D4/119
10,028,574 B2 * 7/2018 Rennette A46B 9/023
2004/0031499 A1 * 2/2004 Stankovic A45D 19/02
132/116
2007/0101530 A1 * 5/2007 Furumoto A46B 3/16
15/195
2015/0374115 A1 * 12/2015 Wilson A46B 3/005
300/21

* cited by examiner

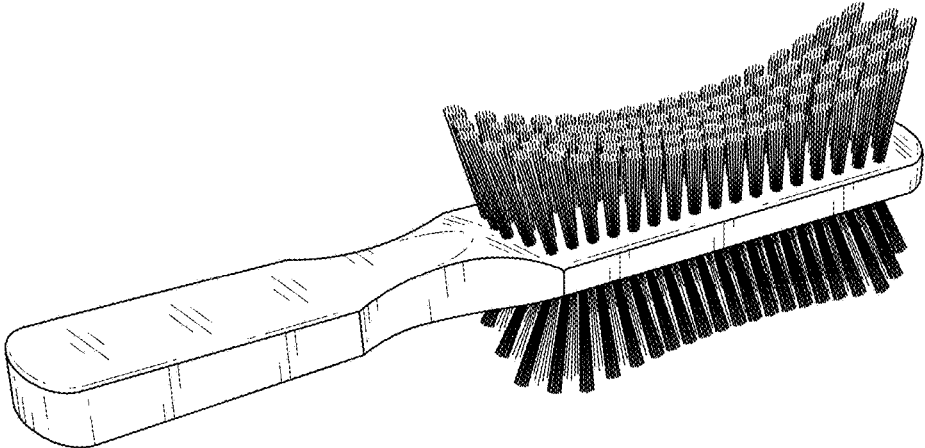


Fig. 1

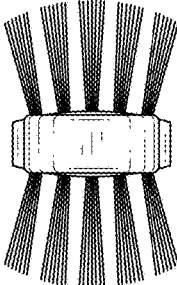


Fig. 2

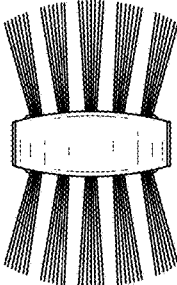


Fig. 3

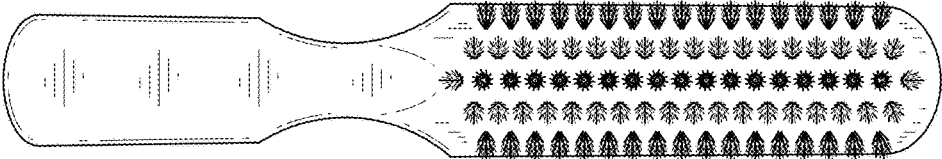


Fig. 4




Fig. 5

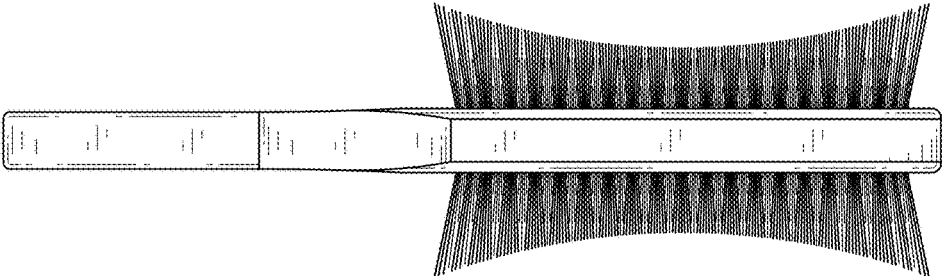


Fig. 6